

MasterMover®

Worldwide Electric Tug Solutions

AT1000 TOW



All

Terrain

TOW

**AT1000 TOW | Electric
Tow Tug**

The All-Terrain AT1000 TOW electric tug is perfect for safely towing loads where weight transfer is not possible, up to 10,000 kg. The tug is self-weighted and compact, providing excellent traction for effortless load towing whilst attaching to any load with a draw bar, towing eye or ball hitch fitting. It can be used inside or outside, including on slopes and less than perfect surfaces.

AT1000 TOW

Industries

Suitable for use in a wide range of applications and sectors



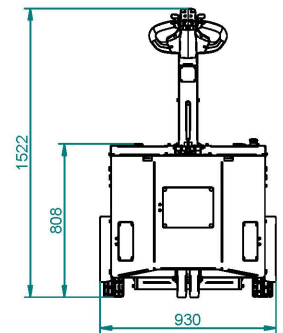
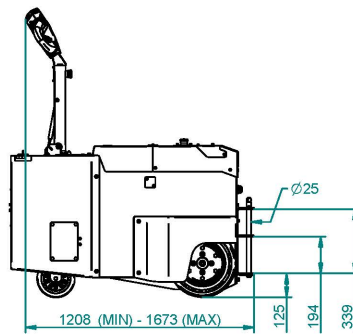
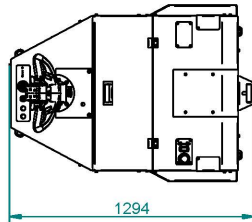
Trains

KeyBenefits

1 year full guarantee

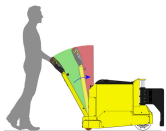
- FEA tested steel chassis
- Internal weight packs
- Optimised size, puncture-proof wheels

ProductDimensions



SafetyFeatures

See our website for full technical details



Automatic cut off when tiller arm returns to vertical



Anti-crush button



Emergency stop button



Warning horn

MaxLoadWeight

See our website for full technical details



Castors

Moves up to 10,000 kg*



Rails

Moves up to 40,000 kg*

*"Maximum load weight" is only a recommendation that we arrive at by estimating rolling resistance. Your environment and wheel type may affect this figure which is why we carry out a detailed technical evaluation on every project. All of our calculations include a "safe work load" factor to ensure safe operation in all circumstances.

Performance data

Product code	AT1000 TOW
Recommended load weight - Castors	10000 kg
Recommended load weight - Rails	40000 kg
Machine weight including battery	1070 kg
Drive type	Electric AC
Parking brake	Electromagnetic
Drive wheel type	Superelastic Solid Rubber
Drive motor power	2 x 2.0 kW
Controller type	AC
Variable machine speed	0-6kph
Ingress Protection	IP44

Battery data

Battery pack - sealed - 204Ah 24V - Interchangeable
Battery pack - sealed - 179 Ah 24V - Interchangeable
Battery pack - lithium - 158 Ah 24V - fixed

Charging options

Charger - external - 30A 24V - 85V-265V
Charger - internal - 20A 24V - 85V-265V
Charger - lithium - external - 40A 24V - 85V-265V

Additional equipment

Option - flashing safety light and motion bleeper
Option - two speed selector switch
Option - fifth wheel
Option - battery protection system
Option - Lithium battery
Option- Wireless handset controller

Male coupling options

Coupling - male - pin	
Coupling - male - height adjustable tow ball - 50mm	
Coupling - male - height adjustable box	Fifthwheel only
Coupling - male - adjustable towing arm	
Coupling - male - height adjustable tow ball - 50mm	
Coupling - male - height adjustable box	

Female coupling options

Coupling - female - box

To arrange a demonstration, or for further information about our electric tug material handling solutions, please contact us

Airfield Industrial Estate, Moor Farm Road, Ashbourne, Derbyshire, DE6 1HD, United Kingdom

Telephone Sales: 01335 301 030 **Email:** sales@mastermover.com

Fax: **Website:** www.mastermover.com



AboutUs

Located in Derbyshire, the UK's manufacturing hub, MasterMover is a British business success story with customers all over the world.

Our products are relied upon by market leading organisations and global brands across a broad cross-section of industries including Aerospace, Automotive, Pharmaceutical, Retail and Healthcare.

