

# MasterMover®

Worldwide Electric Tug Solutions



## AT600 TOW

# All

# Terrain

# TOW

**AT600 TOW | Electric  
Tow Tug**

The AT600 TOW electric tug is perfect for safely towing loads where weight transfer is not possible, up to 6,000 kg. The tug is self-weighted and compact, providing excellent traction for effortless load towing whilst attaching to any load with a draw bar, towing eye or ball hitch fitting. It can be used inside or outside, including on slopes and less than perfect surfaces.

AT600 TOW

## Industries

Suitable for use in a wide range of applications and sectors

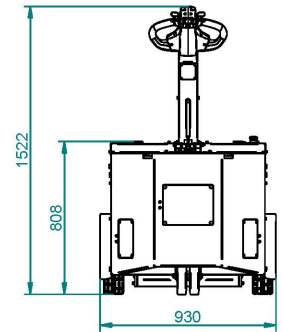
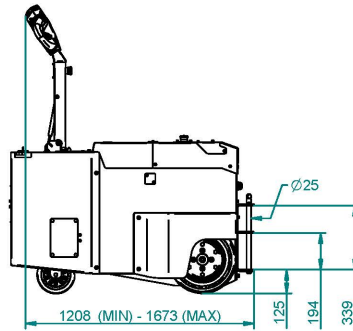
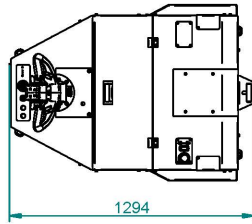
## KeyBenefits

1 year full guarantee

- Internal weight packs
- FEA tested steel chassis

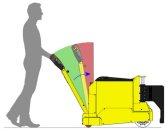
- Optimised size, puncture-proof wheels
- Option for wireless controlled

## ProductDimensions



## SafetyFeatures

See our website for full technical details



Automatic cut off when tiller arm returns to vertical



Anti-crush button



Emergency stop button



Warning horn

## MaxLoadWeight

See our website for full technical details



Castors

Moves up to 6,000 kg\*



Rails

Moves up to 24,000 kg\*

\*"Maximum load weight" is only a recommendation that we arrive at by estimating rolling resistance. Your environment and wheel type may affect this figure which is why we carry out a detailed technical evaluation on every project. All of our calculations include a "safe work load" factor to ensure safe operation in all circumstances.

**Performance data**

Product code	AT600 TOW
Recommended load weight - Castors	6000 kg
Recommended load weight - Rails	24,000 kg
Machine weight including battery	600 kg
Drive type	Electric AC
Parking brake	Electromagnetic
Drive wheel type	Superelastic Solid Rubber
Drive motor power	1.7 kW
Controller type	AC
Variable machine speed	0-6kph
Ingress Protection	IP44

**Battery data**

Battery pack - sealed - 119 Ah 24V - Interchangable
Battery pack - sealed - 102 Ah 24V - Interchangable
Battery pack - lithium - 118 Ah 24V - fixed

**Charging options**

Charger - external - 20A 24V - 85V-265V
Charger - external - 15A 24V - 85V-265V
Charger - internal - 15A 24V - 85V-265V
Charger - lithium - external - 40A 24V - 265V

**Additional equipment**

Option - flashing safety light and motion bleeper
Option - two speed selector switch
Option - fifth wheel
Option - battery protection system
Option - lithium battery
Option - Wireless control handset

**Male coupling options**

Coupling - male - pin	
Coupling - male - height adjustable tow ball - 50mm	
Coupling - male - height adjustable box	Fifthwheel only
Coupling - adjustable towing arm	

**Female coupling options**

Coupling - female - box
-------------------------

To arrange a demonstration, or for further information about our electric tug material handling solutions, please contact us

Airfield Industrial Estate, Moor Farm Road, Ashbourne, Derbyshire, DE6 1HD, United Kingdom

**Telephone Sales:** 01335 301 030 **Email:** sales@mastermover.com

**Fax:** **Website:** www.mastermover.com



## AboutUs

Located in Derbyshire, the UK's manufacturing hub, MasterMover is a British business success story with customers all over the world.

Our products are relied upon by market leading organisations and global brands across a broad cross-section of industries including Aerospace, Automotive, Pharmaceutical, Retail and Healthcare.

