

# MasterMover®

Worldwide Electric Tug Solutions



**MT2000+**

# Master Tug

**MasterTug MT2000+ |  
Electric Tow Tug**

The MasterTug MT2000+ is designed to allow a single pedestrian operator to easily push, pull and steer wheeled loads weighing up to a maximum of 20,000 kg. As part of the MasterTug range, the tug features a castor guard that self-levels to prevent foot trap risks as the back of the tug raises under load. An automatic braking system is a safety feature that stops machine and load if the operator releases the controls or as the tiller arm returns to vertical.

MasterTug MT2000+

## Industries

Suitable for use in a wide range of applications and sectors



Automotive and Commercial vehicles



Steel and Fabrication Manufacturing



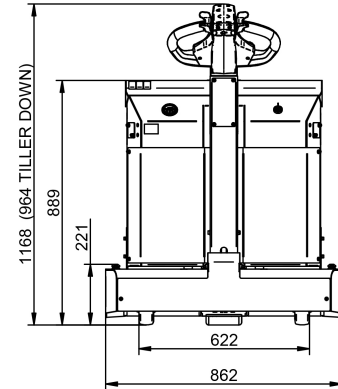
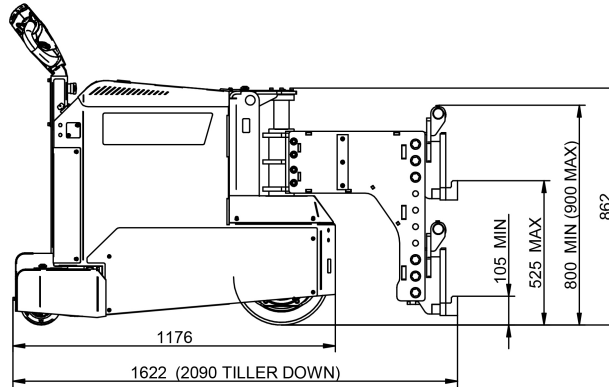
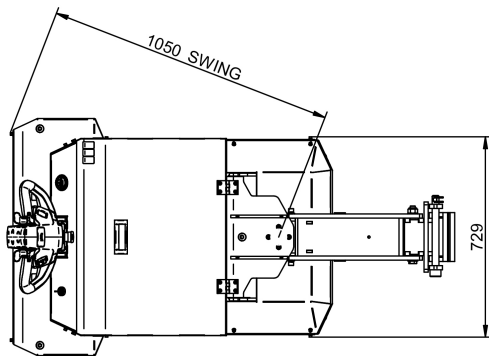
Engine, Pump and Generator

## Key Benefits

1 year full guarantee

- Battery monitoring system
- FEA tested steel chassis
- Dual secured mast
- AC drive motor
- Self-adjusting castor guard
- Hydraulic weight transfer

## Product Dimensions

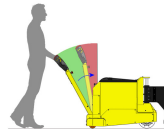


## Safety Features

See our website for full technical details



Self-adjusting castor guard for foot protection



Automatic cut off as tiller arm returns to vertical



Anti-crush button



Emergency stop button

## MaxLoadWeight

See our website for full technical details



Castors

Moves up to 20,000 kg\*



Rails

Moves up to 80,000 kg\*

\*"Maximum load weight" is only a recommendation that we arrive at by estimating rolling resistance. Your environment and wheel type may affect this figure which is why we carry out a detailed technical evaluation on every project. All of our calculations include a "safe work load" factor to ensure safe operation in all circumstances.

**Performance data**

Product code	MT2000+
Recommended load weight - Castors	20000 kg
Recommended load weight - Rails	80000 kg
Machine weight including battery	625 kg
Drive type	Electric AC
Parking brake	Electromagnetic
Drive wheel type	Polyurethane
Drive motor power	3.5 kW
Controller type	AC
Variable machine speed	0.1 km/h - 5 km/h
Ingress Protection	IP44

**Battery data**

Battery pack - sealed - 204Ah 24V - interchangeable
---

**Charging options**

Charger - internal - 20A 24V - 110V-240V
--

Charger - external - 30A 24V - 110V-240V
--

**Additional equipment**

Option - flashing safety light and motion bleeper
---

Option - two speed selector switch
------------------------------------

Option - wireless control handset
-----------------------------------

Option - quick release coupling pins
--------------------------------------

Option - battery protection system
------------------------------------

**Male coupling options**

Coupling - male - height adjustable combi - extra large
---

Coupling - channel coupling body
----------------------------------

**Female coupling options**

Coupling - female - combi - extra large
---

To arrange a demonstration, or for further information about our electric tug material handling solutions, please contact us

Airfield Industrial Estate, Moor Farm Road, Ashbourne, Derbyshire, DE6 1HD, United Kingdom

**Telephone Sales:** 01335 301 030 **Email:** sales@mastermover.com

**Fax:** **Website:** www.mastermover.com



## AboutUs

Located in Derbyshire, the UK's manufacturing hub, MasterMover is a British business success story with customers all over the world.

Our products are relied upon by market leading organisations and global brands across a broad cross-section of industries including Aerospace, Automotive, Pharmaceutical, Retail and Healthcare.

