

MasterMover®

Worldwide Electric Tug Solutions



MT600+

Master Tug

**MasterTug MT600+ |
Electric Tow Tug**

The MasterTug MT600+ is designed to allow a single pedestrian operator to easily push, pull and steer wheeled loads weighing up to a maximum of 6,000 kg. As part of the MasterTug range, the MT600+ features a durable drive wheel that aids traction and robust steel couplings. The tug's self-adjusting castor guard removes any foot trap risks and the maintenance-free battery is both convenient and safe.

MasterTug MT600+

Industries

Suitable for use in a wide range of applications and sectors



Paper



Automotive and Commercial vehicles



Steel and Fabrication Manufacturing



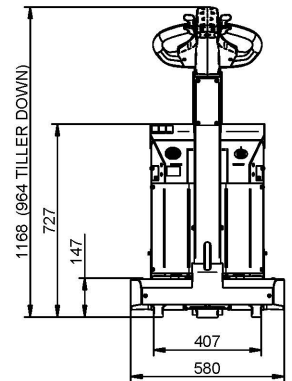
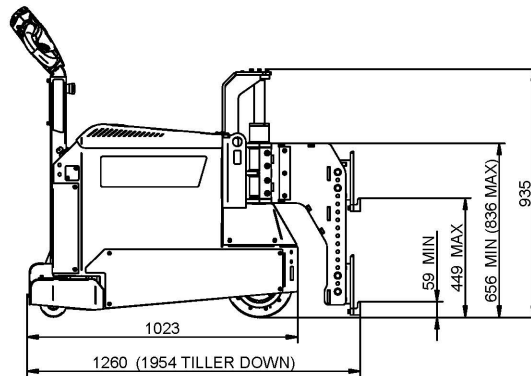
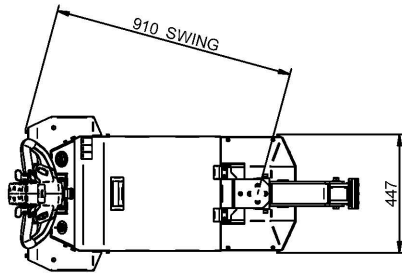
Plastic and Metal Extrusion

KeyBenefits

1 year full guarantee

- Battery monitoring system
- FEA tested steel chassis
- Dual secured mast
- AC drive motor
- Self-adjusting castor guard
- Hydraulic weight transfer

ProductDimensions

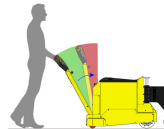


SafetyFeatures

See our website for full technical details



Self-adjusting castor guard for foot protection



Automatic cut off as tiller arm returns to vertical



Anti-crush button



Emergency stop button

MaxLoadWeight

See our website for full technical details



Castors

Moves up to 6,000 kg*



Rails

Moves up to 24,000 kg*

*"Maximum load weight" is only a recommendation that we arrive at by estimating rolling resistance. Your environment and wheel type may affect this figure which is why we carry out a detailed technical evaluation on every project. All of our calculations include a "safe work load" factor to ensure safe operation in all circumstances.

Performance data

| | |
|-----------------------------------|-------------------|
| Product code | MT600+ |
| Recommended load weight - Castors | 6000 kg |
| Recommended load weight - Rails | 24000 kg |
| Drive type | Electric AC |
| Parking brake | Electromagnetic |
| Drive wheel type | Polyurethane |
| Drive motor power | 1.5 kW |
| Controller type | AC |
| Variable machine speed | 0.1 km/h - 5 km/h |
| Machine weight including battery | 315 kg |
| Ingress Protection | IP44 |

Battery data

| |
|---|
| Battery pack - sealed - 119Ah 24V - interchangeable |
| Battery pack- lithium - 118Ah 24V - fixed |

Charging options

| |
|--|
| Charger - external - 10A 24V - 110V-240V |
| Charger - external - 20A 24V - 110V-240V |

Additional equipment

| |
|---|
| Option - flashing safety light and motion bleeper |
| Option - two speed selector switch |
| Option - wireless control handset |
| Option - combi lock |
| Option - quick release coupling pins |
| Option - battery protection system |

Male coupling options

| |
|--|
| Coupling - male - height adjustable combi - medium |
| Coupling - male - height adjustable box - medium |
| Coupling - channel coupling body |

Female coupling options

| |
|------------------------------------|
| Coupling - female - combi - medium |
| Coupling - female - box - medium |

To arrange a demonstration, or for further information about our electric tug material handling solutions, please contact us

Airfield Industrial Estate, Moor Farm Road, Ashbourne, Derbyshire, DE6 1HD, United Kingdom

Telephone Sales: 01335 301 030 **Email:** sales@mastermover.com

Fax: **Website:** www.mastermover.com



AboutUs

Located in Derbyshire, the UK's manufacturing hub, MasterMover is a British business success story with customers all over the world.

Our products are relied upon by market leading organisations and global brands across a broad cross-section of industries including Aerospace, Automotive, Pharmaceutical, Retail and Healthcare.

